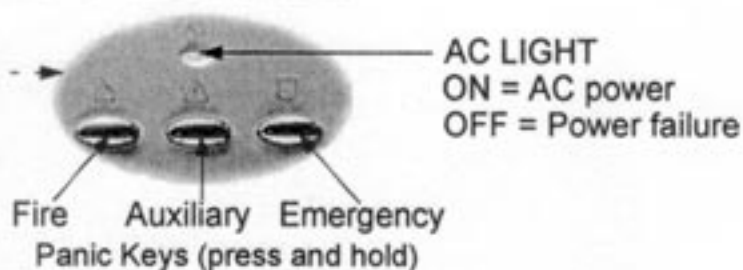



Grafica™

Graphic LCD Keypad


User's Quick Reference Guide



AC LIGHT
ON = AC power
OFF = Power failure

Fire Auxiliary Emergency
Panic Keys (press and hold)

Use the **Action Keys** to select an option shown above the Action Key on the screen.



Navigate the User Menu with the **Scroll Keys**.

How To Use Grafica

Method 1: Using Your Code

- 1) From the System Status screen, enter your **code #** (PIN).
- 2) Use the Scroll Keys to navigate the User Menu* and highlight an option.
- 3) Press the center action key (**OK**).
- 4) Follow the on-screen instructions.

Method 2: Using One-Touch Options

- 1) From the System Status screen, press the right action key (**Menu**).
- 2) Use the Scroll Keys to navigate the User Menu* and highlight an option.
- 3) Press the center action key (**OK**) to enable the option.

One-Touch Options must be enabled on all displayed partitions otherwise you will be prompted to enter your **code #** (PIN).

*The User Menu options may vary according to your user profile.

- Arm System:**  Arms entire area when all zones are closed.
- Disarm:**  Disarms entire area.
- Stay Arm:**  Arms area's perimeter only, which allows you to remain in the protected area.
- Force Arm:**  Arms entire area without waiting for all zones to close.
- Instant Arm:**  Same as **Stay** arming, except that an alarm occurs instantly if any armed zones are opened, including entry delay zones.
- Alarm Memory:**  Displays a record of recently triggered alarms.
- Trouble:**  Displays a list of system troubles.
- Bypass:**  Deactivates specific zones the next time the system is armed.
- View Status:**  View floor plans and the status of zones, events and areas.
- Programming:**  Program user codes, user profiles, timed auto-arming and send test reports.
- Alarm Clock:**  Set the alarm clock.
- Keypad Settings:**  Set the system tones, LCD contrast, backlight and more.

Some features in this Quick Start need to be activated by your installer. We recommend that you test your system on a weekly basis. Please refer to the appropriate user manual.

© 2002 Paradox Security Systems Ltd.
 Grafica is a trademark of Paradox Security Systems.

